

Access Control

Mechanical Digital Locks

Simplex 900 series

Thumb turn operation on operation of code.

Uses single code to operate

1000 combinations: 1 to 5 digit code options

available with deadlock (shown), medium duty latch or latch with key over ride

Code change without taking lock from door



SSDI 904.268	Digital rim deadlock
SSDI 919.268	Digital rim night latch
SSDI 938.268	Digital rim night latch (key over ride)

Available Satin Chrome or Polished brass

Unican 1000 series

Knob or lever operation on operation of code

Knob or lever free exit

Uses single code to operate

1000 combinations: 1 to 5 digit code options

available with heavy duty latch or

heavy duty latch with key over ride

Code change without taking lock from door



SSDI 15.1011.268	Digital lock knob operation
SSDI 16.1011.268	Digital lock lever operation
SSDI 15.1121.6268	Digital lock knob operation key over ride
SSDI 16.1121.6268	Digital lock lever operation key over ride

Available Satin Chrome or Polished brass

Passage set mode available – please specify

Unican 3000 series

Thumb turn operation on operation of code.

Uses single code to operate

1000 combinations: 1 to 5 digit code options

for use with Adams Rite 4710/4720 mortice dead latch

Internal release by turn/lever/paddle handle

Code change without taking lock from door



SSDI 18.3000.268	Digital locking mechanism
------------------	---------------------------

Access Control



Unican7000 Series

Thumb turn operation on operation of code

Thumb turn – free exit

Uses single code to operate

1000 combinations: 1 to 5 digit code options
available with medium duty deadlock (shown),
medium duty latch

Code change without taking lock from door

SSDI 7002.268	Digital dead lock 70mm back set
SSDI 7008.268	Digital dead lock 60mm back set
SSDI 7014.268	Digital dead latch 60 or 70mm backset

Available Satin chrome or Polished Brass



Codelock 155

Digital mortice latch with hold back

Light duty

SSDI 155.2311	Digital latch with hold back
---------------	------------------------------

Also available without hold back



Digital Locking Attachment

Universal handing

Suits doors between 35–60mm thickness

Mechanical digital mechanism

Included in successful fire tests to BSEN1634 Part 1:2000

Stainless steel PVD finish suitable for external use

PVD Stainless steel	
SSEE 87.104.004	Digital locking attachment

Access Control

Electronic Access Control

We offer a wide range of electronic systems that can be tailored to your specific project. Please contact us with your exact requirements.

Tel 023 9286 3854

Fax 023 9286 3477

- Electric Strikes ■ Keypads ■ Access Control
- Door Entry Systems ■ CCTV Systems ■ Alarm Systems
- Magnets & Brackets ■ Solenoid Bolts & Locks
- Exit Buttons & Keyswitches ■ Accessories
- Automatic Door & Gate Operators ■ Biometric
- DDA Products



Access Control


ELECTRIC STRIKES



EAERMS
ANSI Style
Strike




Trimec
Mortice Strike
(Short Plate)



Adams Rite
Mortice
ANSI Strike
(Short Plate)



EAGAER
Rim/Mortice
Strike



EAERIM
Rim/Mortice
Strike

We have a comprehensive range of electric strikes from the light duty to the heavy duty. Remember to find out:- Voltage? Fail safe or secure? Rim or mortice? Finish? AC or DC? We stock Trimec, Adams Rite, Sywosy, RCI and a complete range of Euro own brand strikes.

KEYPADS



Bewator
K42 Keypad



ACT ACT10
Keypad



Euro
EADG5WH
Keypad



Euro
EADG25WP
Keypad




Napco-
Trilogy Heavy
Duty
Keypad

We have a keypad for every application. Internal or External. Weather resistant or vandal resistant. Plastic or metal. We stock Bewator, Trimec, Digicode, Napco, Videx, Bell, Paxton and our own range of low cost keypads:-


ACCESS CONTROL



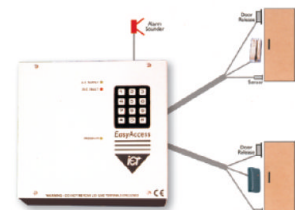
Paxton Prox Reader



Paxton Net 2
Controller



Paxton Net 2 Controller in
Plastic Case



I.E.T. Prox1 2-Door
Controller

Our access control systems include stand alone and PC based systems. We are able to cater for the vast majority of applications and stock most of the leading brands including Paxton, Pac, IET, Bewator, TDSi, Videx, BSB, Locca and Euro stand alone units.



LOC-LST01
Locca Sure Touch
System

LOC-MULTI
Locca Multi System



Euro Easiprox
Reader

TDSi Microgarde
Door Controller



TDSi Exprox Prox
Reader

Access Control

DOOR ENTRY SYSTEMS



Videx VID-3K1S Audio Entry Kit



Videx VID-3K2S Audio Entry Kit



Videx VID-VK6S Video Entry Kit



Videx VID-DK1S Audio Entry Kit

We have a comprehensive range of electric strikes from the light duty to the heavy duty. Remember to find out:- Voltage? Fail safe or secure? Rim or mortice? Finish? AC or DC? We stock Trimec, Adams Rite, Sywosy, RCI and a complete range of Euro own brand strikes.



Bell 901 Door Entry Kit



Euro EAAUSF Entry System



Euro EUVIDS Video Entry System



SRS-4101/04 Entry Panel

CCTV & ALARM SYSTEMS



ESP Witness 3K Mono Camera System



ESP DVR Digital Recorder



Bewator D07RX Indoor Camera



Yale HAS3500 Wire Free Alarm Kit

We also stock some basic CCTV systems from ESP at low prices and we are able to supply Yale wireless alarm systems too. If you are looking for a more advanced CCTV set up we can also provide Bewator.

MAGNETS & BRACKETS




EA10001 Euro Mini Magnet



EA10010 Euro Standard Magnet

Euro 'L' Bracket



Euro 'Z' Bracket



EAGS705-30 Euro Shear Magnet

We have a complete range of magnets to suit any application and we are also able to obtain magnets from the Magnetic Solutions range, Securitron range and Deedlock range.

Access Control

FIRE CONTROL & SOLENOID BOLTS/LOCKS



Dorguard Unit
in Black



GD830F Floor Mount
Retaining Magnet



GD830S Wall Mount
Retaining Magnet



EB180
Solenoid Bolt



Trimec
JL25R
Solenoid
Bolt

In addition to our magnet range we also stock the Dorguard and a small range of door retaining magnets as well as a complete range of electric bolts and locks from Cisa, Abloy and Trimec.

EXIT BUTTONS, KEYSWITCHES & ACCESSORIES



Single Gang Door
Release Button



Double Pole
Breakglass Unit



Flush Mounted
Green Dome Button



On/Off Momentary
Keyswitch



Surface Mounted
Armoured Door Loop



Chrome Concealed
Door Loop



DBR200
Versatile Relay

We have an exit button for any situation and keyswitches to match all requirements. We also stock JWS for all your DDA needs. We have every accessory required to complete your access control installation: power supplies, relays, timers, remotes, door loops, cable and batteries.

AUTOMATIC DOOR OPERATORS & GATE AUTOMATION



Briton Quantum Low
Energy Door Operator



Came Frog Electro
Mechanical Gate Opener



Euro 4" All Active
Switch

DDA is here to stay and we can cater for the majority of your Automation needs whether it be door or gate. We are able to supply Ditec, Ingersoll Rand, Geze, Came and many others. We have all the accessories that you will need and most of the products are in stock now.

BIOMETRIC



Borg 9000
Biometric
Reader



Toca 1 Biometric
Reader



Toca 3 Biometric
Reader

We now have an exclusive range of Toca products which bring you affordable biometric access. We also stock the Borg 9000 biometric units and will soon be using the new Videx range of biometric readers

DDA PRODUCTS

Finally we also stock a range of DDA products including ramps, induction loops, Intercom and Braille entry panels. If you have a requirement then please do not hesitate to contact the office.

Access Control

EntryCom

The UK's FIRST Wireless Multi-Functional,
Multi-User GSM Cellular Door Entry System

NEW

- Connect via BT line, PABX or Wireless GSM module as standard - no additional components required.
- (Silent Dial Feature) ensures you never miss a visitor regardless of where you are in the world.
- Door or gates can be opened via secure code regardless of your location.
- Easy remote access to units to alter access codes or reprogramming of push buttons.
- Wide range of units available ensures suitability for installation to any premises.
- Main control units can have expansion modules connected for more direct contact buttons.
- Vandal resistant option and camera modules available on all units.

How the **EntryCom** system works...




1
Wireless GSM



2
PABX Network



3
BT Landline



The **EntryCom** unit can be connected to Wavelink's wireless GSM EasyGate unit, this works by putting a SIM card into it much like a mobile telephone, whenever a visitor arrives they push the button on the **EntryCom** unit & then it dials silently to your desired contact number e.g. home, once you have answered the call and are happy to let the visitor in you just dial your access code on your telephone keypad to open the door or gate.



9134111
Control Unit



9134121
Control Unit

Main Control Units

There are seven main control units, vandal proof units & a range of expansion modules available in the EntryCom range, please see Access Control Catalogue for full range.

WAYFINDER®


Fire Exit Way Finding System

WAYFINDER is a directional flashing arrow which offers visual guidance to the nearest fire exit from wherever you are in a building, should the fire alarms be activated. Simple to use and even more simple to understand the **Wayfinder** is an acoustically triggered unit that activates ultra bright flashing LED ARROWS to assist in building evacuation.

The **Wayfinder** is a wireless retro-fit solution that has been designed as a secondary enhancement to your existing fire evacuation system. This effective system offers people vital extra minutes during evacuation in possibly smoke filled corridors and stairwells.



Wayfinder will get you out



NEW



The Wayfinder

- Very simple to install
- Wire free technology
- No expensive rewiring required
- Helps you find the nearest Fire Exit - quickly
- Saves time in building evacuation
- Helps to avoid panic in smoky unfamiliar corridors
- Helps to avoid bottleneck situations main exit routes.
- Simple to use & understand
- Potential life saving capability
- Automatically activates when the alarm sounds
- Ensures you comply with elements the Disability Discrimination Act Part M Building Regs
- Conform to MMA, Rules & Regs, marked, date stamped, bar coded, ISO9001 manufactured.
- **WAYFINDER SAVES LIVES**

Access Control



The High Security Programmable Master Key System

Euro Key & Turn Cylinders with 100% Protection Against All Known Manipulation Methods

Waferlock introduce a unique and very cost effective electromechanical master key system Euro Profile Cylinder. The cylinders can be instantly reprogrammed should an original key be lost, stolen or after a change in personnel. Adding immense benefits to the residential and business user.

New keys are quickly programmed using the Master key. All redundant keys can also be re-programmed and re issued again and again as each key has a unique 64 bit encrypted code.

The cylinder is also equipped with a unique feature, an audible alarm should anyone try to pick the lock or try to gain access using a bump key, should anyone persist and succeed in turning the core of the cylinder, without the unique electronic code the lock cam will not engage.

The cylinder will retrofit almost all Euro key & turn cylinders and is available in lengths up to 120mm either symmetrical or asymmetrical.

The power source and electronics are all housed on the secure side of the cylinder within the turn knob so use on front, back and main entrance doors will not be problem.

Three LR1 Batteries provide power for up to 2 years under normal use or 30,000 cycles. A low battery warning is provided via an audible bleep following each unlocking and manual back up is automatic should power become completely depleted. The intelligent electronics recognise the gradual drain of power and automatically switch the cylinder to mechanical override mode. Note this function will not be activated if someone tries to compromise the system by removing the batteries.

Typical applications would include Serviced Apartments, Schools, Offices, High Street Shops, The Multiples, Holiday Homes, Buy to Let Apartments, Residential Homes and many other applications too numerous to mention.



100% Pick Proof
100% Bump Proof



Features

- Master Key for Programming:
 - Program a new key
 - Delete All Keys
- False Alarm of Illegal Key
- Anti-Drill Pins
- Low Power Warning
- 64 Bit Encryption Code
- Door is Accessible While no Battery Power
- Electronic and Mechanical Master Key System

Specifications

- Cylinder: Euro-Profile, 60mm-120mm
- Knob Diameter: 45.5mm
- Battery: 3 LR1 (ANSI-910A) Batteries
- Battery Life: Up to 2 Years
- Operating Voltage: 4.5V
- Operating Cycles: 30,000 Times
- Operating Temperature: -20°C - +60°C.



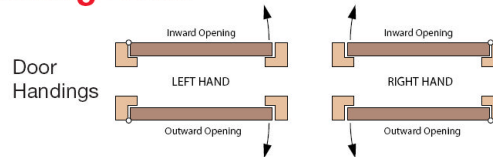
Access Control

Access Control Fitting Guide

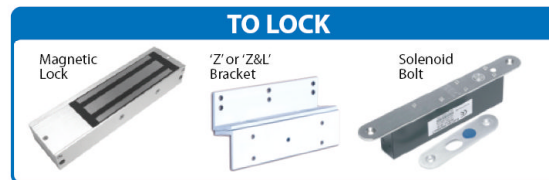
Single Inward/Outward Opening Door

What Type of Door Application?

- 1 Size?
- 2 Weight?
- 3 Usage?
- 4 Material?
- 5 Double or Single?
- 6 Double or Single Action?
- 7 Fire Exit Route?
- 8 Inward or Outward Opening?



INSIDE



TRANSOM/MORTICE



OUTSIDE



INSIDE



MORTICE

TO LOCK

Method of securing the door by either magnet, strike, solenoid bolt or rim lock - **How do we Lock the Door?**

TO ENTER

Secure method of entry by either code, key, swipe card, proximity reader/fob or audio/video entry - **How do we Get In?**

TO EXIT

Secure method of exit by either button or another reader/keypad - **How do we Exit?**

EMERGENCY

What happens in an emergency e.g. Fire - **How do we Exit in an Emergency?**

POWER

Is the door fail safe (unlocked) or fail secure (locked) if there is a power failure - **What if the Power Fails?**

Access Control

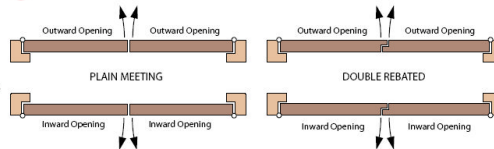
Access Control Fitting Guide

Double Flush/Rebated Opening Door

What Type of Door Application?

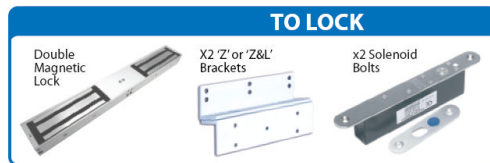
- 1 Size?
- 2 Weight?
- 3 Usage?
- 4 Material?
- 5 Double or Single?
- 6 Double or Single Action?
- 7 Fire Exit Route?
- 8 Inward or Outward Opening?

Door
Handings



POWER

INSIDE



TO LOCK

TRANSOM/MORTICE



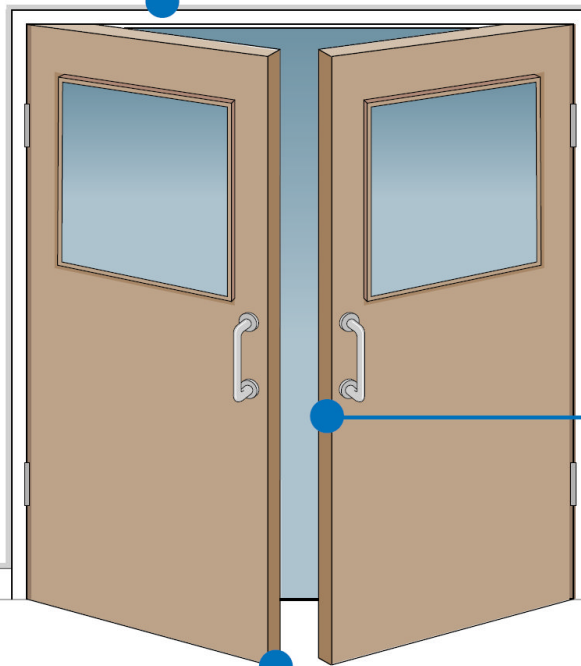
POWER

INSIDE



TO ENTER

OUTSIDE



TO EXIT

Exit Button



EMERGENCY

Break Glass Unit



INSIDE

TO LOCK

Electric Strike

REBATE



TO LOCK

Rebate Kit Required

REBATE

IF REBATED DOORS

TO LOCK Method of securing the door by either magnet, strike, solenoid bolt or rimlock - **How do we Lock the Door?**

TO ENTER Secure method of entry by either code, key, swipe card, proximity reader/fob or audio/video entry - **How do we Get In?**

TO EXIT Secure method of exit by either button or another reader/keypad - **How do we Exit?**

EMERGENCY What happens in an emergency e.g. Fire - **How do we Exit in an Emergency?**

POWER Is the door fail safe (unlocked) or fail secure (locked) if there is a power failure - **What if the Power Fails?**